



# Using Visual Media to Develop Umpires

**2025**



**UIC  
CLINIC**

**USA SOFTBALL UMPIRES:**  
*LEADING BY EXAMPLE*



# Group Members

- Joe DeFranco-Region 2 UIC
- Paul Kraimer-Minneapolis UIC
- Dave Chandler-Deputy Director of Umpires



# Agenda

- Pros and Cons of Video
- USA Softball Video Resources
- Using Photos / Videos at Events
- Editing Video Resources and Examples



If a picture is worth a thousand words a video is worth a million



- Video provides real world situations to help with training
- Using video in training has proven to be very effective
- Video training provides some unique challenges



# POSITIVE ASPECTS



# Video is best way to show plays

- Research suggests 65% of the population are visual learners
- The brain can process images and video much faster than text
- People also retain more information when it is presented visually
- Visual communications can help with short attention spans
- Additionally 30% are auditory learners
  - By “narrating” during the video it helps reach 95% in the manner they learn best



# Video is best way to show plays

- Seeing is believing
  - Seeing the play and the reactions/movements of the players and umpires paints the picture
- Editing can allow you to add movement on the “real world” view of the play to help emphasize proper mechanics
- Multiple camera angles can allow you to discuss angles and distances and how different positioning provides a better view of the play
- Ability to freeze frame or use slow motion allows items to be seen in more detail to highlight what umpires should be focusing on



# EXAMPLES



# Show placement and movement of umpires





# Freeze Frame and slow motion





# CHALLENGES WITH VIDEO



# Video and still pictures add some challenges

- Right to use footage
  - Who owns the footage?
  - Do you need releases from those in the video?
    - Quick google search has one source saying no and one saying yes
- Controlling the discussion
  - Video is awesome but nobody is perfect
  - Movements are almost never “textbook”
  - Umpires tend to explore other areas of the video and detract from the primary focus
    - Be prepared to call out the elephant in the room and refocus on primary discussion




# Focus is U3 and Plate Umpire-What is U1 doing?





# Focus on Obstruction- Umpire Positioning?





# Video and still pictures add some challenges

- Concerns of who is in the video
  - Local footage is often easier to get
  - Facebook live, Game Changer all have video archives
  - Teams or players could become upset if they are shown doing something “wrong”
  - Umpires become upset if they are shown using improper mechanics or making a questionable call
- Multiple views and slow motion on videos vs real world one view at full speed



# USA SOFTBALL VIDEO RESOURCES



# Virtual Casebook



Menu



BECOME A MEMBER

## ABOUT

- About USA Softball
- National Office Staff
- Board of Directors
- Associations
- Governance
- Annual Council Meeting
- Careers

## PORTAL

- USA Softball Portal
- Umpire Portal
- Tournament Directors
- Portal

## MEDIA

- Latest News
- Media Services
- Base Hits & Banter
- Photo Galleries

## PLAY USA SOFTBALL

- Membership
- Adult Program
- Junior Olympic Program
- High Performance
- Program
- Youth Programs
- Tournaments & National Championships
- Certified Equipment
- Tournament Forms

## UMPIRES

- About USA Softball Umpires
- National Umpire Staff
- National Umpire Schools
- Umpire-In-Chief Clinic
- Official Rulebook
- Official Scorebook
- Plays & Clarifications
- Umpire Manual
- Umpire Exam
- Awards & Certifications
- Official Gear



## NATIONAL TEAMS

- WNT Program
- MNT Program
- MSPNT Program
- MSPNT Program
- Competitions
- Selection Procedures
- Athlete Resources
- Legacy Club & Fundraising
- Support Team USA
- National Teams History

## COLLEGE CORNER

- ESPN.com/USA Softball
- Collegiate Top 25 Poll
- Collegiate Player of the Year
- NCAA Women's College World Series

## DEVON PARK

- Schedule
- Venue Information
- Tours and Special Events
- Job Opportunities
- Hotel Partners
- Renovations

## NATIONAL SOFTBALL HALL OF FAME MUSEUM AND GIFT SHOP

- About National Softball Hall of Fame Museum
- Qualifications & Procedures
- Hall of Fame Members
- Donate

## SAFE SOFTBALL

- Safe Softball Handbook
- Report a Concern
- About Safe Softball

## RESOURCES

- USA Softball Resource Guide
- USA Softball Brand Guidelines
- Trademarks & Copyrights
- Licensed Vendors
- Amateur Resource Center
- ACE Coach Training
- Bollinger Insurance
- Know Your Role™



# Virtual Casebook



Menu



BECOME A MEMBER

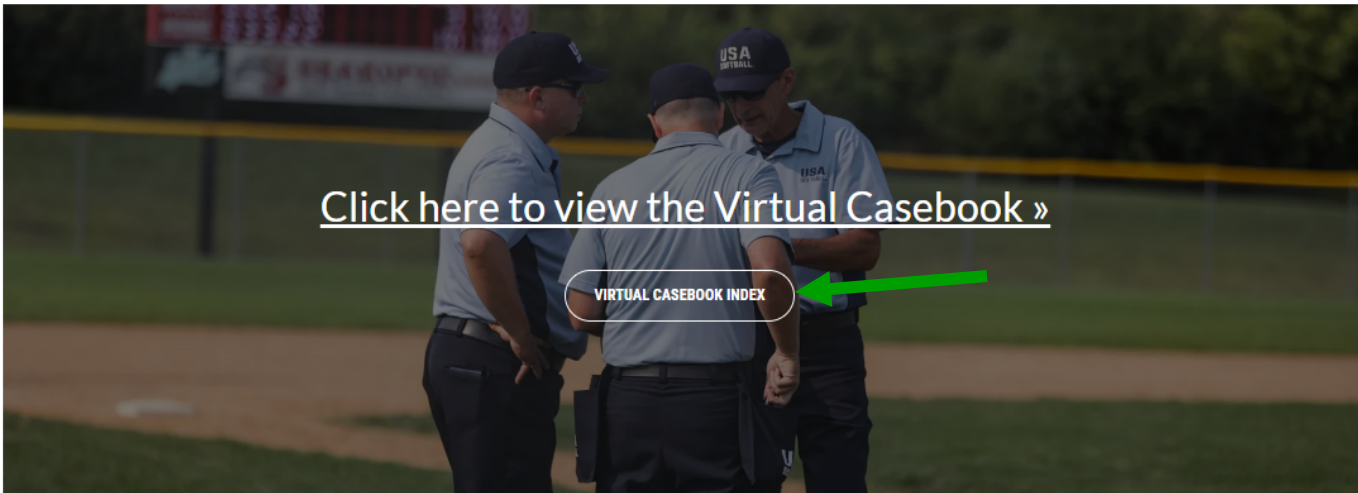
## Plays & Clarifications

Hear from the Director of Umpires on relevant happenings in the USA Softball Umpire community and gain insight into common questions and clarifications on plays that come up throughout each season. The Virtual Casebook can be also used as a resource for various plays and clarifications.

### ARCHIVES

[2014](#) [2015](#) [2016](#) [2017](#) [2018](#) [2019](#) [2020](#) [2021](#) [2022](#) [2023](#) [2024](#) [2025](#) [INDEX](#)

[Click here](#) to view the complex Plays and Clarifications Index.



[Click here to view the Virtual Casebook »](#)

VIRTUAL CASEBOOK INDEX



# Virtual Casebook Index



## 2025 USA Softball Virtual Case Book Index

Rule	Case Play	Description	Date Created
1	APPEAL Situation A	Live ball appeal of R1 leaving early on caught fly ball at 2B.	10/2023
2			
3			
4			
5			
6	6A.3J & 3K Situation A	Various Pitcher videos showing multiple pitching styles.	10/2023
	6A.3J & 3K Situation B	Step by step break down of pitcher with both feet in the air during delivery.	3/2024
	6A.6A Situation A	Pitcher rubs hand in dirt then goes directly to the ball.	1/2022
7	7.4J Situation A	B1 swings and hits the ball that comes directly off the bat and hits B1 while they are still in the batter's box.	10/2022
	7.6M EXCEPTION Situation A	Ball hits bat twice while still in batter's box, bat still in batter's hands.	9/2022
	7.6M EXCEPTION Situation B	Ball hits bat twice while still in batter's box, bat still in batter's hands.	9/2022
	8.2B Situation A	F3 fields the ball and touches first base with their empty hand while holding the ball in their mitt prior to Batter-runner reaching first base.	10/2024
8	8.2I Situation A	No outs, R1 on second base, R2 on first base, B3 hits an infield fly.	10/2022
	8.5B Situation A	B3 hits a fly ball over F9's head; F3 trips the batter-runner as they round first base.	9/2022
	8.5B Situation B	R1 at 3B tags and advanced to home as F7 catches a fly ball and throws to F2 for a play at the plate.	10/2022
	8.5B Situation C	R1 contacts F5 when F6 is fielding the ball.	10/2023
	8.5B Situation D	R1 obstructed at 2B then overthrow at 3B and scores.	10/2024
	8.5B Situation E	B2 is obstructed by F2 as they are running home.	10/2024
	8.7B Situation A	Tag is made then ball comes loose.	10/2024
	8.7E Situation A	B3 hits a home run and "high 5's" both coaches as they round the bases.	10/2022
	8.7F Situation A	R1 leaves before a fly ball is touched, defense makes a live ball appeal.	9/2022
	8.7J [1] Situation A	R1 on 2B runs and jumps in front of F6 as they are fielding a batted ball.	10/2024
	8.7J [3] Situation A	R1 and R2 tag and advance on fly ball. Thrown ball hits R1 and deflects away from F2 allowing R2 to also score.	10/2022
	8.7J [4] Situation A	Ball deflects off F1 and F4 makes the play.	1/2022
	8.7P Situation A	After scoring, R1 interferes with F2's chance to make a play on another runner at home.	10/2022
9			



## Umpire Mechanics Videos

Chapter 4-Plate Mechanics B1b Situation A	Example of Plate umpire not trailing and example of a plate umpire trailing correctly	10/2023
Chapter 4-Plate Mechanics B1c Situation B	Plate umpire should be near the foul line for ball hit near line, also should use right hand for routine outs.	10/2023
Chapter 5-Base Mechanics A6 and B1 Situation A	Umpire over rotated at 1B and does not let the ball take them to the play.	10/2023
Chapter 5-Base Mechanics B5C Situation B	U3 chases foul ball near line gives ball status then the out for the catch.	10/2023
Chapter 6-Three Umpire System Runner on 1B-Situation A	Plate umpire does not stay at 3B causing 3B to be uncovered.	10/2023
Chapter 6-Three Umpire System Runner on 1B-Situation B	Plate umpire points fair with incorrect hand and does not rotate to 3B.	10/2023
Chapter 6-Three Umpire System Runner on 1B-Situation C	U3 does not signal obstruction, PU incorrect position at 3B and R1 does not rotate all the way to right hand batter's box.	10/2024
Chapter 6-Three Umpire System Runner on 1B-Situation D	Plate umpire does not move into fair territory when rotating to 3B and moves back to home. U1 does not get rotated to the right hand batter's box. Neither signal obstruction at home.	10/2024
Chapter 6-Three Umpire System Runner on 1B-Situation E	Steal of 2B plate umpire does not begin to rotate to 3B.	10/2024
Chapter 6-Three Umpire System Runner on 1B-Situation F	Play at 1B then play on R1 at 3B that becomes an overthrow and plate umpire takes R1 to home in fair territory.	10/2024
Chapter 6-Three Umpire System Runner on 2B-Situation A	U1's starting position is too close to 2B, they give a safe signal when no interference and do not move close enough to 1B.	10/2024
Chapter 6-Three Umpire System Runners on 1B and 2B Situation A	U1 chases then returns to take 2B side of a rundown.	10/2024



# Virtual Casebook



Menu



BECOME A MEMBER

## Plays & Clarifications

Hear from the Director of Umpires on relevant happenings in the USA Softball Umpire community and gain insight into common questions and clarifications on plays that come up throughout each season. The Virtual Casebook can be also used as a resource for various plays and clarifications.

### ARCHIVES

[2014](#) [2015](#) [2016](#) [2017](#) [2018](#) [2019](#) [2020](#) [2021](#) [2022](#) [2023](#) [2024](#) [2025](#) [INDEX](#)

[Click here](#) to view the complex Plays and Clarifications Index.





# Virtual Casebook


## Video Case Book



### Rule 8, Section 7J [3] Situation A



#### USA Softball Virtual Casebook



- ▶ Video Casebook - USA 8.7J 3 Situation A  
USA Softball
- 2 Video Casebook - USA 8.7F Situation A  
USA Softball
- 3 Video Casebook - USA 7-6M exception Situation A  
USA Softball
- 4 Video Casebook - USA 6A 6A situation A  
USA Softball
- 5 Video Casebook - USA 8.5B Situation B  
USA Softball
- 6 Video Casebook - USA 7-4J Situation A  
USA Softball
- 7 Video Casebook - USA 8-7P Situation A  
USA Softball
- 8 Video Casebook - USA 8.7.J(4) Situation A  
USA Softball
- 9 Video Casebook - USA 7-4J exception Situation B  
USA Softball
- 10 Video Casebook - USA 8.2I Situation A  
USA Softball
- 11 Video Casebook - USA 8.5B Situation A  
USA Softball

Video Casebook - USA 8.7J 3 Situation A

USA Softball  
11.1K subscribers

[Subscribe](#)

4 Share Save

# Umpire Manual Videos

## UMPIRE MANUAL

### TWO UMPIRE SYSTEM - SLOW PITCH

#### NO RUNNERS ON BASE

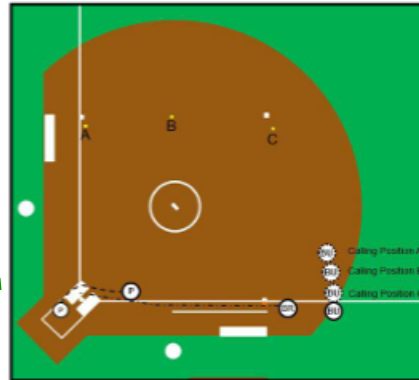
**STARTING POSITION: 18 TO 21 FEET, IN FOUL TERRITORY AND WALK THE LINE AND SQUARE TO THE PLATE. [PLAY VIDEO](#)**

\*\*\* The Videos in this section, No Runners on Base are prerecorded Fast Pitch Videos. With the NEW Slow Pitch Mechanic and umpires starting back on the line, the mechanic and philosophy are exactly the same between Slow and Fast Pitch\*\*\*

#### GROUND BALL TO THE INFIELD:

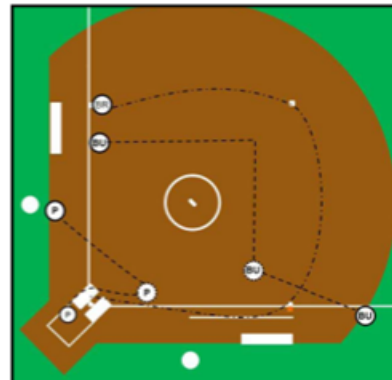
**P** - Trail the batter-runner no more than 1/3 of the way to 1B in fair territory and read the play. Responsible for any play at the plate.  
**B** - Step into the fair territory, at an angle 90 degrees to the path of the throw, no more than a 45 degree angle from the foul line and let the ball take you to the play. Responsible for any play at 1B, 2B or 3B.

[PLAY VIDEO](#)



#### BASE HIT TO THE OUTFIELD: [PLAY VIDEO](#)

**P** - Trail the batter-runner no more than 1/3 of the way to 1B in fair territory and read the play. Responsible for any play at the plate.  
**B** - Pick up the ball and glance at the runner as you hustle inside the diamond to buttonhook at a minimum depth of 10-12 feet. Continue to alternate between the ball and the runner keeping all four elements in front of you. Be prepared to move parallel to the baseline staying ahead of the runner as you are responsible for any play at 1B, 2B, or 3B.





# Umpire Manual Videos



*Two Umpire System*

*No Runner On Base*

*Ground Ball to the Infield*



0:00 / 0:46





# USING PHOTOS / VIDEOS AT EVENTS



# Visuals That Speak Volumes





Please put the lens through the hole in the fence.



Square to the Plate Stance



Not Square to the Plate



# 2 Simple Photos Can Show So Much



Back View



Side View



# Back View



Leaning



Compare to Priscilla



# Don't Tell Them— SHOW Them



Don't tell them they're leaning...

SHOW them they're leaning.



- No Slot
- What may be the reason?





# Compare left-handed position to right-handed positioning





# Side View



Setting Up Too High



Compare with Jacky



# Compare left-handed position to right-handed positioning



**A dramatic change in the heel-toe stance**

This is the same umpire in the same game.



# Leaning While Tracking





# Not Leaning When Tracking






# Calling Down vs Up

A large white rectangular area divided into four sections by black lines. The sections are arranged in a 2x2 grid. Each section contains a small play button icon in its bottom-left corner, suggesting this is a video player interface. The top-left section is the largest, the top-right is a horizontal bar, the bottom-left is a vertical bar, and the bottom-right is a horizontal bar.



# Calling Pitch Too Soon





# Summary

- “Hit n Run”. A photo and a text does not take long and can provide valuable feedback.
- Develop a folder of “Good” Photos/Videos for comparison.
- If time for a post-game, air drop the videos and photos to an iPad. (no internet needed)











# EDITING VIDEO



# App Options





## Editing Video

PC Options	Mac Options
 MS Clip Champ (free)	 iMovie (free)
 CapCut (free/pay) (TikTok)	 CapCut (free/pay) (TikTok)
 Adobe Premiere Pro/Elements (pay)	 Adobe Premiere Pro/Elements (pay)
 DaVinci Resolve (free/pay)	 DaVinci Resolve (free/pay)
iOS and Android (find in the App and Play stores)	
<i>Many other computer and phone options are available</i>	



# App Options

## Capturing Frames from Video

PC Options	Mac Options
 <b>MS Snipping Tool</b> Windows key + Shft + S (stills or video (Win 11)) Select the area of the screen for a still or video	 <b>Screenshot App</b> Shft + Cmd + 5 choose options
 <b>ShareX</b> getsharex.com (download)	 <b>QuickTime</b> Ctrl + Cmd + N
Edit using the <b>Markup Tools</b> in the same app Other Options: MS Designer, Google/Apple Photos,	
<b>iOS and Android</b> (find in the App and Play stores) (pause the video and use the screen capture shortcut on device)	
<i>Many other computer and phone options are available</i>	
<i>Online search terms: "screenshot" – "video capture" – "video download"</i>	



# App Options

## Drawing on Captured Frames

Online	Download (free/pay)
Canva.com Photopea.com Fotor.com Lunapic.com	Photoshop Adobe Express Google Photos Apple Photos MS Designer PowerPoint (plus basic video trimming) Google Slides (plus basic video trimming)
Edit using the <b>Markup Tools</b> in the app	
iOS and Android (most of the above, and more, can be found in the App and Play stores)	
<i>Many other computer and phone options are available</i>	



# Where to Find Game Videos

## How to Download or Capture

### Online: Social Media, Tournament pages, USA Softball, etc.

Use a **Screen Recorder** as it plays or **File Download**, if offered


- ▶ USA Softball videos ([usasoftball.tv](http://usasoftball.tv)) you can download directly
  - ▶ Don't have examples of three umpire mechanics?
  - ▶ USASoftball.tv has video from FP and SP tournaments held in the stadium and adjoining fields.
  - ▶ Time consuming, but some great examples for training.
- ▶ YouTube you would have to screen record/capture as it happens.
  - ▶ MS Snipping Tool, QuickTime, other dedicated capture apps.
- ▶ Social Media sites are either download or screen capture, depending on the site.

### Best option for videos you can't download.

- ▶ **Watch**, **find** a section you want to capture, then **start** screen recording a few seconds before and let run a few seconds after.
- ▶ For a screenshot, **pause** on the exact **moment** you want to capture and **grab** that screenshot.




# Use Social Media Videos for Training






# Use Social Media Videos for Training





# Use Social Media Videos for Training





# “Dear Umpire,” A Training Moment





# “Dear Umpire,” A Training Moment





# “Dear Umpire,” A Training Moment






# “Dear Umpire,” A Training Moment





# Use Social Media Videos for Training






# “Dear Umpire,” A Training Moment





# “Dear Umpire,” A Training Moment





# “Dear Umpire,” A Training Moment





# “Dear Umpire,” A Training Moment





# “Dear Umpire,” A Training Moment





# Use Social Media Videos for Training


## Lessons to be learned

1. Be aware of potential plays **before** the pitch.
  - A. Pre-pitch plan.
2. Proper positioning will allow you to see most of the field.
3. With multiple runners on, always be on the lookout for another play. The ball will take you to that next play. You need to know where it might happen.
4. When a play is made and there is a possibility (without interference) the ball is dropped. Just ask to see it. Then make your call.
5. A possible serious injury during a play means you call time right away and kill the play.
  - A. After it is sorted out, put runners where you think they would have gotten without the injury.

All that said, hang in there, you're doing great. I attached the Umpire Manual that talks about positioning for different plays. Read the One-Umpire system starting on page 69 and going to 74. There are video links in the PDF you can click on.



# Different Uses for Different Videos





# Different Uses for Different Videos





# Different Uses for Different Videos



# Different Uses for Different Videos





# Different Uses for Different Videos





# Things to Remember

- Keep it simple
- Doesn't have to be fancy to be effective (Adobe Premiere Pro)
- Remember there are many uses
  - Training
  - Promotional
  - No limits



# Questions?

**2025**



**UIC  
CLINIC**

**USA SOFTBALL UMPIRES:**  
*LEADING BY EXAMPLE*

The central graphic features an aerial view of a stadium with a large scoreboard. Overlaid on this image are the year "2025" in large white font on the left, the USA Softball Umpire logo in the center, and the text "UIC CLINIC" in large white font on the right. At the bottom, a white-bordered box contains the text "USA SOFTBALL UMPIRES:" in bold white font, with the tagline "LEADING BY EXAMPLE" in a smaller, italicized white font below it.